

SBI MF

PASSIVE SOLUTIONS

INDEX FUNDS | ETFs | FOFs

2025

ETF

INDUSTRY REVIEW

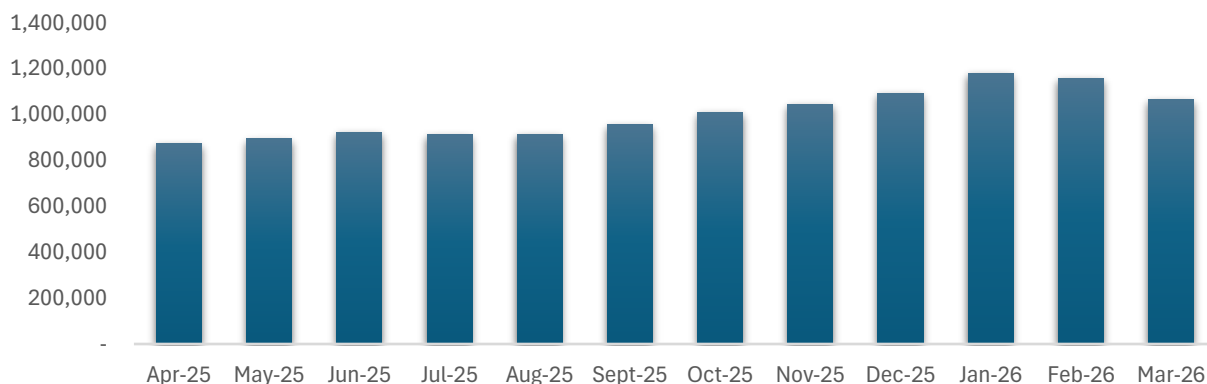
2025 ETF Review

In a nutshell

₹ 10,65,662 Crs.
Industry AUM

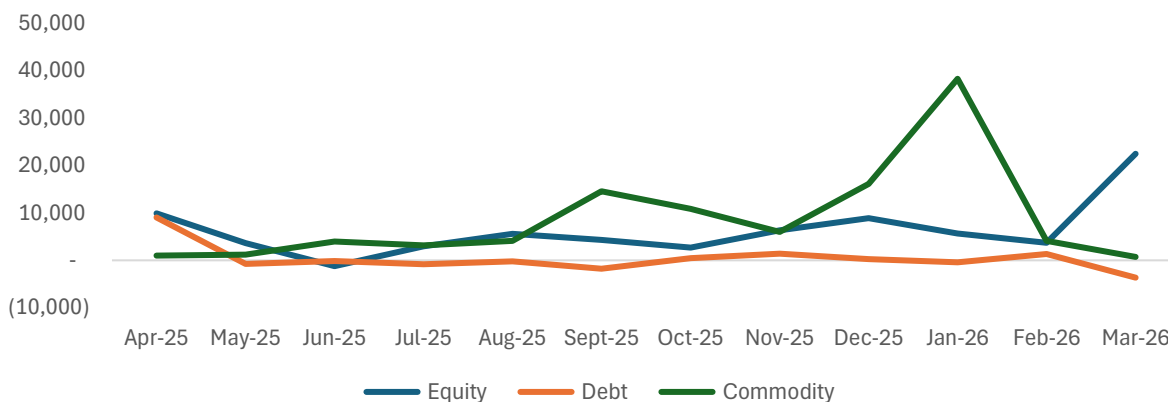
₹ 1,83,699 Crs.
Industry Net flows (YTD)

AUM Trend (₹ Crs.)



	Apr-25	May-25	Jun-25	Jul-25	Aug-25	Sept-25	Oct-25	Nov-25	Dec-25	Jan-26	Feb-26	Mar-26
AUM	874,373	896,290	923,851	911,995	914,561	955,683	1,010,460	1,046,525	1,094,225	1,182,017	1,159,534	1,065,662

Netflows by Asset Class M-o-M (₹ Crs.)



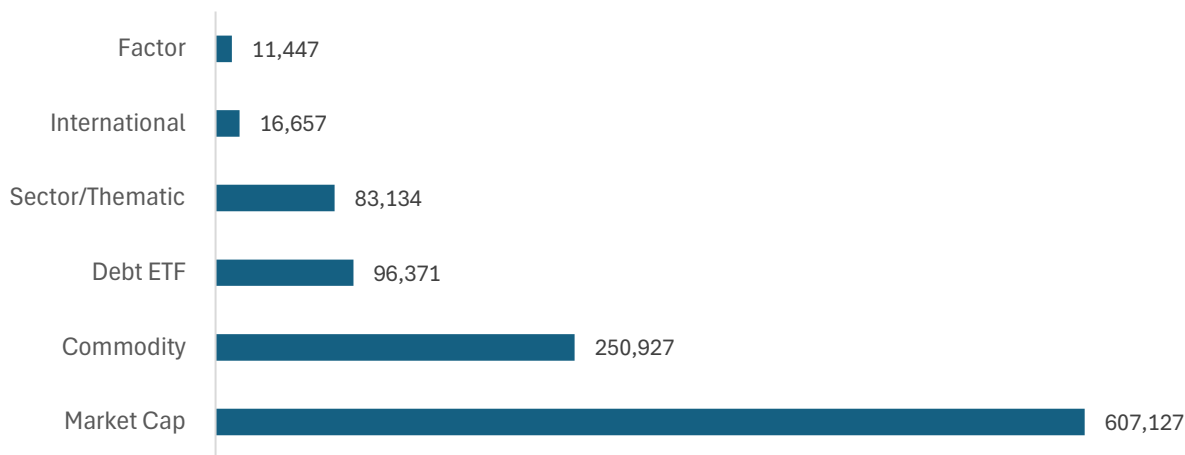
	Apr-25	May-25	Jun-25	Jul-25	Aug-25	Sept-25	Oct-25	Nov-25	Dec-25	Jan-26	Feb-26	Mar-26
Equity	9,894	3,661	(1,225)	2,982	5,621	4,294	2,716	6,361	8,874	5,675	3,677	22,467
Debt	9,038	(787)	(121)	(851)	(230)	(1,787)	487	1,407	257	(442)	1,347	(3,652)
Commodity	1,000	1,215	3,973	3,156	4,091	14,574	10,839	6,014	16,079	38,271	4,104	721

*Data as on March 31, 2026. Source: ICRA Analytics – MFI Explorer. YTD stands for Year-to-Date. M-o-M stands for month-on-month. Past performance may or may not be sustained in future and is not a guarantee of any future returns.

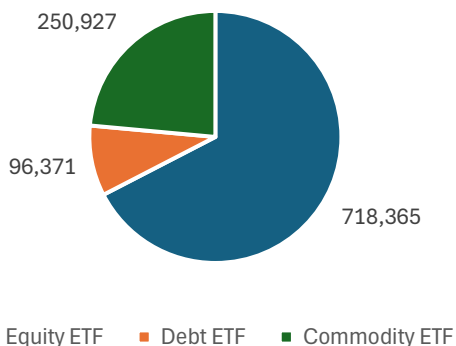
2025 ETF Review

In a nutshell

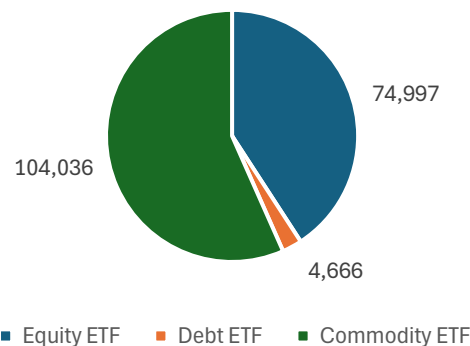
AUM by Category (₹ Crs.)



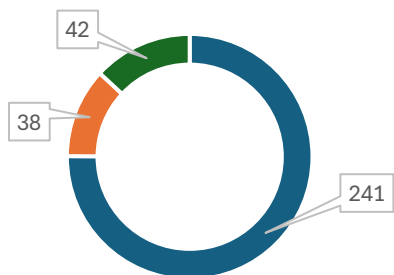
AUM by Asset Class (₹ Cr.)



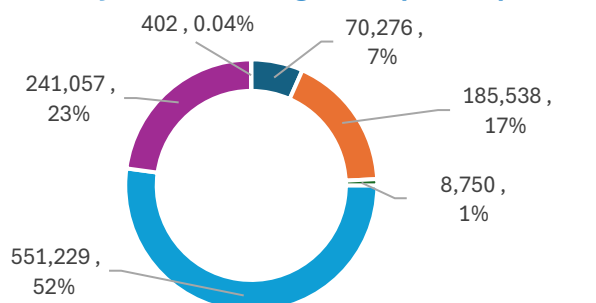
YTD Net Flows by Asset Class (₹ Crs.)



No. of Schemes by Asset Class



AUM by Investor Segment (₹ Crs.)

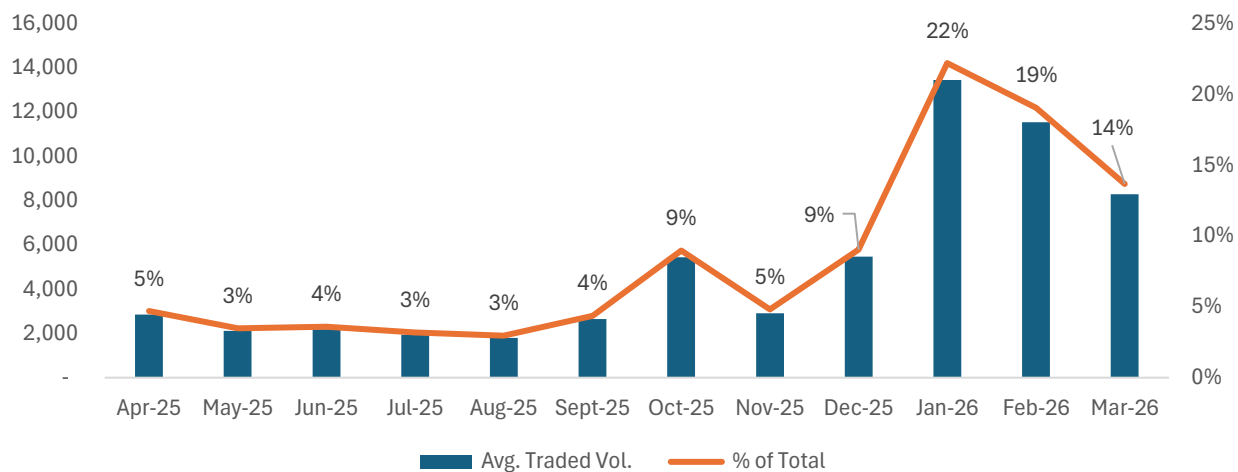


*Data as on March 31, 2026. Source: ICRA Analytics – MFI Explorer, CAMS. YTD stands for Year-to-Date. Past performance may or may not be sustained in future and is not a guarantee of any future returns.

2025 ETF Review

In a nutshell

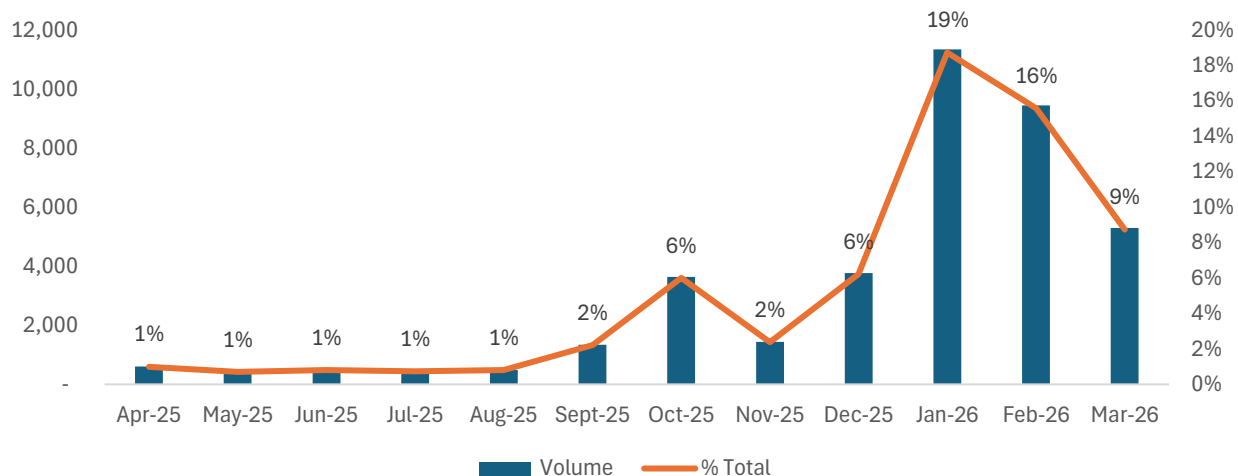
Average Traded Volume – All Asset Classes (₹ Crs.)



Month	Apr-25	May-25	Jun-25	Jul-25	Aug-25	Sept-25	Oct-25	Nov-25	Dec-25	Jan-26	Feb-26	Mar-26
Volume	2,850	2,109	2,178	1,935	1,795	2,648	5,431	2,915	5,471	13,443	11,536	8,279
% of Total	4.70%	3.48%	3.60%	3.19%	2.96%	4.37%	8.96%	4.81%	9.03%	22.19%	19.04%	13.66%

M-o-M average traded volumes across both the stock exchanges i.e., NSE and BSE for all the asset classes.

Average Traded Volume – Gold & Silver (₹ Crs.)



Commodity ETFs, Gold and Silver ETFs, recorded the highest average traded volumes during the financial year. Notably, trading activity in January 2026 alone accounted for 19% of the average traded volume across all ETFs.

2025 ETF Review

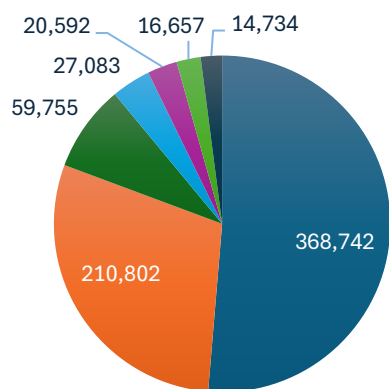
Equity Market

Key Figures

₹ 7,18,365 Crs.
Industry AUM

₹ 74,997 Crs.
Industry Net flows

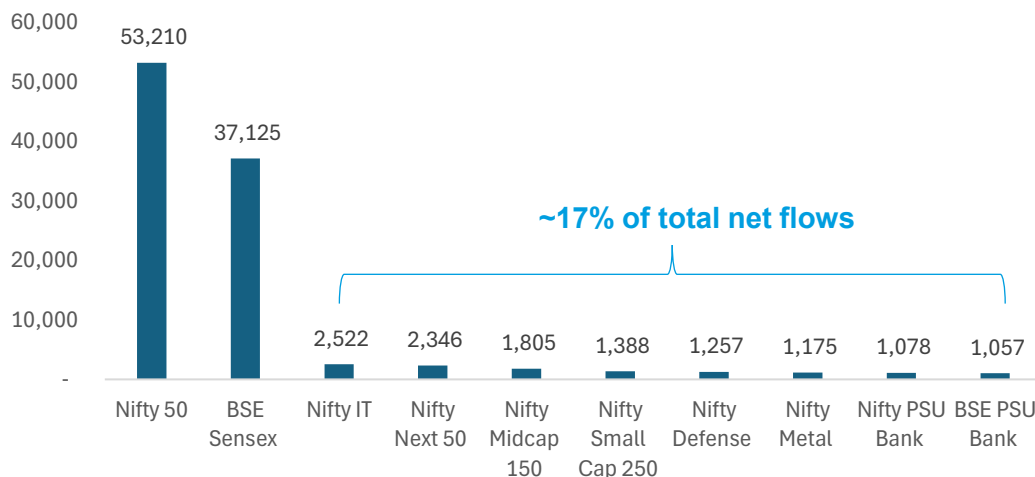
Equity AUM Split – Major ETFs



- Nifty 50
- BSE Sensex
- Others
- Nifty Bank
- CPSE
- International
- Nifty Next 50

- Large-cap ETFs—comprising Nifty 50, BSE Sensex, and Nifty Next 50—account for approximately 83% of the total Industry Equity ETF AUM.
- Nifty Bank ETFs contribute around 4% of the overall Equity ETF AUM.

Top 10 Netflows by Classification (₹ Crs.)



2025 ETF Review

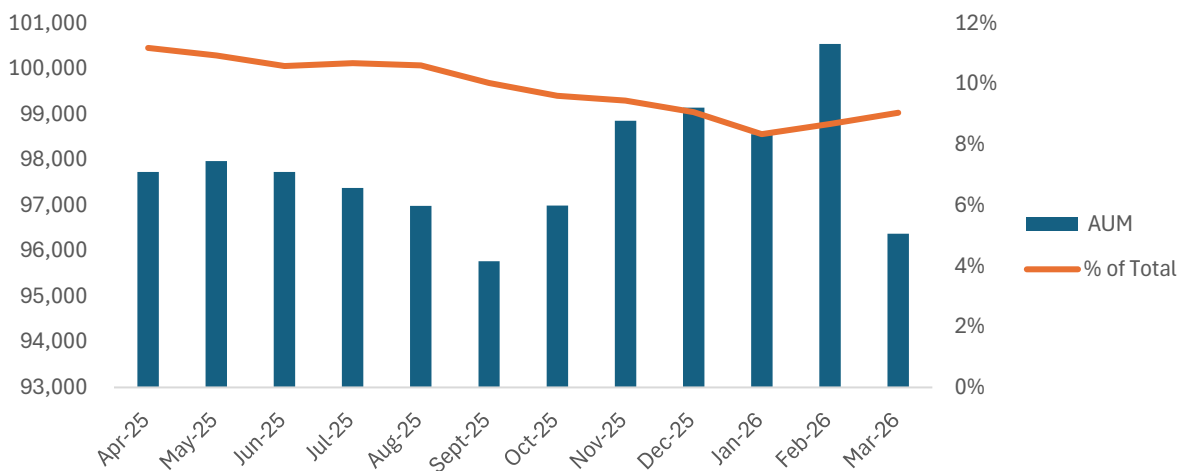
Debt Market

Key Figures

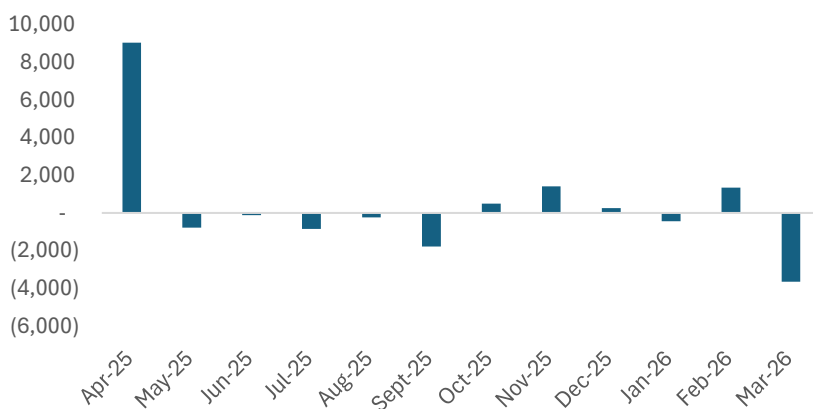
₹ 96,371 Crs.
Industry AUM

₹ 4,666 Crs.
Industry Net flows

AUM M-o-M (₹ Crs.)



Net Flows M-o-M (₹ Crs.)



Despite a notable inflow into Debt ETFs in April 2025, sustained net outflows across most months resulted in the category ending the financial year with net outflows of over ₹3,500 crore in the month of March 2026.

2025 ETF Review

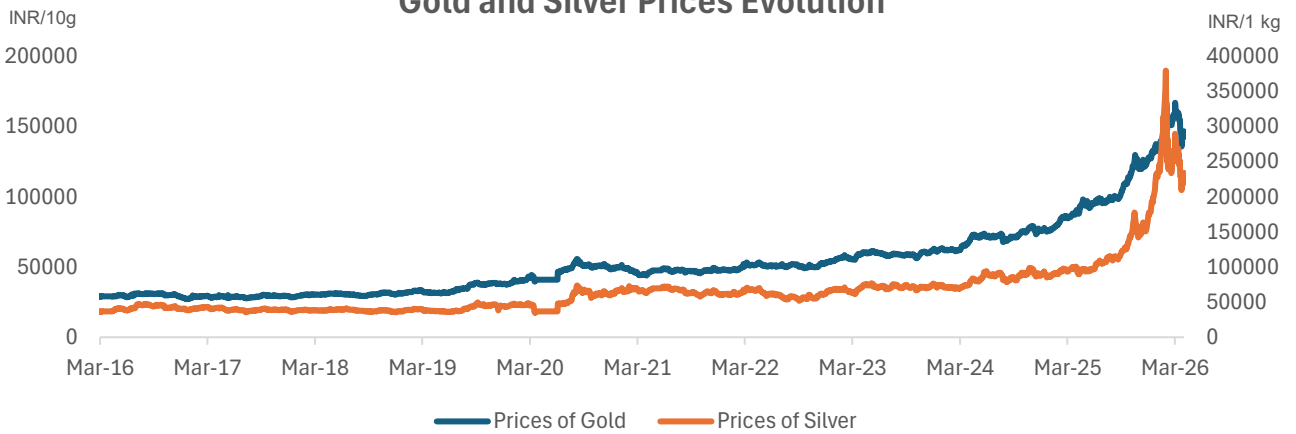
Commodities Market

Key Figures

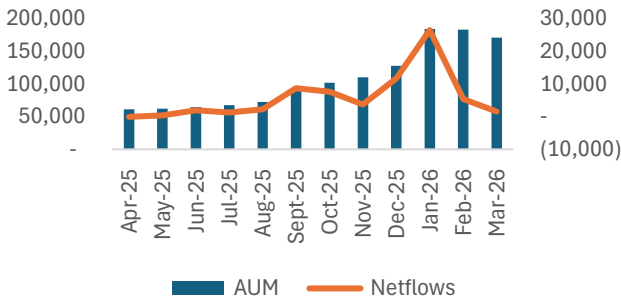
₹ 2,50,927 Crs.
Industry AUM

₹ 1,04,035 Crs.
Industry Net flows

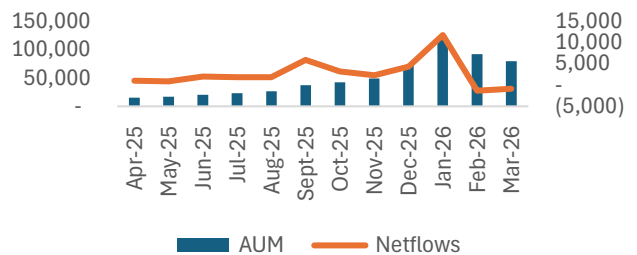
Gold and Silver Prices Evolution



Gold - AUM and Netflows (₹ Crs.)



Silver - AUM and Netflows (₹ Crs.)



+ ₹ 71,101 Crs.
Gold Net flows (FY 2026)



+ ₹ 32,935 Crs.
Silver Net flows (FY 2026)

Invest in ETFs with SBI MF

SBI MF ETFs

SBI Nifty 50 ETF

SBI Nifty Next 50 ETF

SBI BSE Sensex ETF

SBI Midcap 150 ETF

SBI BSE Sensex Next 50 ETF

SBI BSE 100 ETF

SBI Nifty Bank ETF

SBI Nifty Private Bank ETF

SBI Nifty IT ETF

SBI BSE PSU BANK ETF

SBI Nifty Consumption ETF

SBI Nifty Midcap 150 Momentum 30 ETF

SBI Nifty 50 Equal Weight ETF

SBI NIFTY 200 Quality 30 ETF

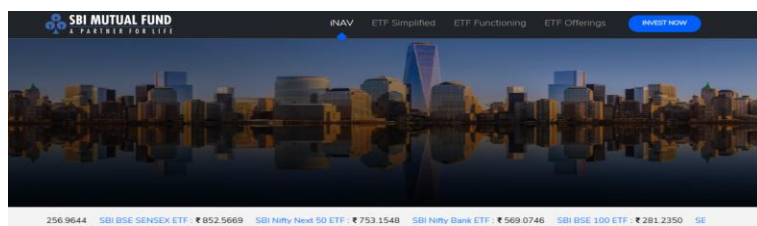
SBI Gold ETF

SBI Silver ETF

SBI Nifty 10 yr Benchmark G-Sec ETF

SBI NIFTY 1D Rate Liquid ETF – Growth

SBI NIFTY 1D Rate Liquid ETF - IDCW



About Us

SBI Funds Management Ltd. is one of the trusted asset managers in India. Our primary aim is to work towards creating a secure financial future by providing solutions for various investor needs. We at SBIFM bring forward our expertise by consistently delivering value to our investors through diversified product offering ranging across active and passive mutual funds.

In our endeavour to offer diversified product suite to our investors, we have over the years build our bouquet of passive products. We had launched our first Exchange Traded Fund (ETF) in year 2009 and since then have grown to be the largest ETF provider in the country with solutions across equity, fixed income and gold. Over the years we have built in a world class infrastructure to enable seamless and sophisticated management of our ETF suite.

We are extremely proud of to have a varied client base spanning across both institutional and retail investors including Provident/ Pension Funds.

Passion for performance



Innovation



Client Centricity







<https://etf.sbimf.com/>



Riskometer & disclaimers

Name of the scheme	Type of scheme	Product label	Riskometers
SBI NIFTY 50 ETF	An open-ended Exchange Traded Scheme tracking Nifty 50 Index	Long-term capital appreciation Investment in securities covered by Nifty 50 Index	 <p>RISKOMETER</p> <p>The risk of the scheme is Very High</p>
SBI NIFTY NEXT 50 ETF	An open-ended Scheme tracking Nifty Next 50 Index	Long-term capital appreciation Investment in securities covered by Nifty Next 50 Index	
SBI Nifty Midcap 150 ETF	An open-ended Exchange Traded Fund replicating/ tracking Nifty Midcap 150 Index	Long term capital appreciation Investment in securities covered by Nifty Midcap 150 Index	
SBI BSE SENSEX NEXT 50 ETF	An open-ended Scheme Tracking BSE SENSEX Next 50 Index	Long-term capital appreciation Investment in securities covered by BSE SENSEX Next 50 Index	
SBI BSE 100 ETF	An open-ended Exchange Traded Scheme Tracking BSE 100 Index	Long-term capital appreciation Investment in securities covered by BSE 100 Index	
SBI Nifty50 Equal Weight ETF	An open-ended Exchange Traded Fund replicating/ tracking NIFTY50 Equal Weight Index	Long term capital appreciation Investment in securities covered by Nifty50 Equal Weight Index	
SBI Nifty Midcap 150-Momentum 50 ETF	An open-ended Exchange Traded Fund replicating/ tracking Nifty Midcap 150 Momentum 50 Index	Long term capital appreciation Investment in securities covered by Nifty Midcap 150 Momentum 50 Index	
SBI NIFTY 200 QUALITY 30 ETF	An open-ended scheme replicating/ tracking Nifty200 Quality 30 Index.	Long-term capital appreciation Investment in securities covered by NIFTY200 Quality 30 Index	
SBI NIFTY BANK ETF	An open-ended Exchange Traded Scheme tracking Nifty Bank Index	Long-term capital appreciation Investment in securities covered by Nifty Bank Index	
SBI NIFTY PRIVATE BANK ETF	An open-ended Scheme tracking Nifty Private Bank Index	Long term capital appreciation Investment in securities covered by Nifty Private Bank Index	
SBI NIFTY IT ETF	An open-ended scheme tracking Nifty IT Index	Long term capital appreciation Investment in securities covered by Nifty IT Index	
SBI BSE PSU BANK ETF	An open-ended scheme replicating/ tracking BSE PSU Bank Index.	Long term capital appreciation Investment in securities covered by BSE PSU Bank Index	
SBI NIFTY CONSUMPTION ETF	An open-ended scheme tracking Nifty India Consumption Index	Long term capital appreciation Investment in securities covered by Nifty India Consumption Index	
BSE SENSEX ETF	An open-ended Scheme Tracking BSE SENSEX Index	Long term capital appreciation Investment in securities covered by BSE SENSEX	
SBI Silver ETF	An open-ended Exchange Traded Fund tracking price of silver	Long Term Wealth Creation Investment returns that track domestic prices of Silver, subject to tracking error	

Riskometer & disclaimers

Name of the scheme	Type of scheme	Product label	Riskometers
SBI GOLD ETF	An open ended Fund of Fund Scheme investing in SBI Gold ETF	Long-term capital appreciation Investment in gold, gold bullion and gold-related securities	 <p>RISKOMETER The risk of the scheme is High</p>
SBI NIFTY 10 YR BENCHMARK G-SEC ETF	An open-ended Exchange Traded Scheme tracking Nifty 10-year Bench mark G-Sec Index. A relatively high interest rate risk and relatively low credit risk.	Medium to long-term investment Investment in securities covered by Nifty 10-year Benchmark G-Sec Index	 <p>RISKOMETER The risk of the scheme is High</p>
SBI Nifty 1D Rate Liquid ETF - Growth	An open-ended Exchange Traded Fund replicating/tracking NIFTY 1D Rate Index. A relatively low interest rate risk and relatively low credit risk.	Short Term income solution Investment in securities covered by NIFTY 1D Rate index	 <p>RISKOMETER The risk of the scheme is Low</p>
SBI Nifty 1D Rate Liquid ETF - IDCW	An open-ended Exchange Traded Fund replicating/tracking NIFTY 1D Rate Index. A relatively low interest rate risk and relatively low credit risk.	Short Term income solution Investment in securities covered by NIFTY 1D Rate index	 <p>RISKOMETER The risk of the scheme is Low</p>

BSE Disclaimer: It is to be distinctly understood that the permission given by BSE Limited should not in any way be deemed or construed that the Scheme Information Document has been cleared or approved by BSE Limited, nor does it certify the correctness or completeness of any of the contents of the Scheme Information Document. The investors are advised to refer to the Scheme Information Document for the full text of the Disclaimer clause of the BSE Limited.

NSE Disclaimer: It is to be distinctly understood that the permission given by NSE should not in any way be deemed or construed that the Scheme Information Document has been cleared or approved by NSE nor does it certify the correctness or completeness of any of the contents of the Draft Scheme Information Document. The investors are advised to refer to the Scheme Information Document for the full text of the Disclaimer Clause of NSE Limited.

This presentation is for information purposes only & is not an offer to sell or a solicitation to buy any mutual fund units/securities. These views alone are not sufficient & should not be used for the development or implementation of an investment strategy. It should not be construed as investment advice to any party. All opinions & estimates included here constitute our view as of this date & are subject to change without notice. Neither SBI Funds Management Limited, nor any person connected with it, accepts any liability arising from the use of this information. The recipient of this material should rely on their investigations & take their own professional advice.

Mutual Fund investments are subject to market risks, read all scheme related documents carefully



Scan the QR code for NSE and Indices disclaimer